

# No more dark rooms with a Solatube Skylight



It's the smart way to capture daylight, light up any living space and save on energy costs whilst blocking out UV rays and heat.



Solatube provide the world's most advanced and highest performing skylight.

- ▶ 99.7% reflectivity
- ▶ Impact resistant acrylic dome lens
- ▶ Leakproof seamless roof flashing
- ▶ World's most reflective tubing
- ▶ Redirects low angle sunlight
- ▶ Hail resistant UV protection dome
- ▶ 10 year product warranty



## Capture Zone

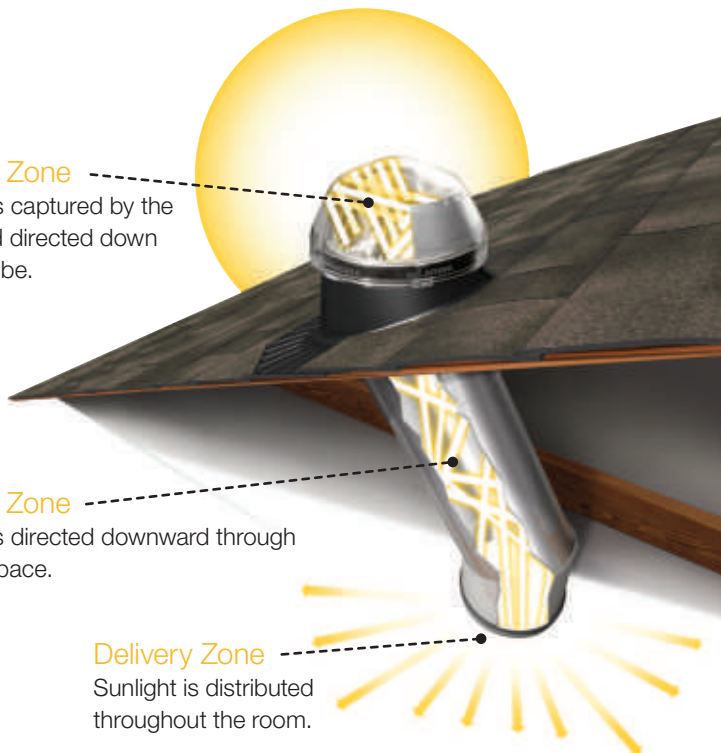
Sunlight is captured by the dome and directed down into the tube.

## Transfer Zone

Sunlight is directed downward through the roof space.

## Delivery Zone

Sunlight is distributed throughout the room.



	Tube diameter
Solatube 160DS	250mm
Solatube 290DS	350mm

## Glass Decorative Fixtures

Solatube Glass Decorative Fixtures allow for a designer touch and the choice is yours.



**JustFrost**



**AuroraGlo**



**OptiView**



**QuadraFrost**



**TierDrop**



**VividShade**


## Heavenly Intelligent

### Natural lighting for a moderate price


- ▶ Laser light bending technology using unique built-in lens
- ▶ Effortless installation
- ▶ Clear dome with UV protection
- ▶ Excellent 96% reflectivity on the tube
- ▶ Leak-proof profiles to suit all roof applications
- ▶ Increase flow of natural light
- ▶ 8 year warranty
- ▶ Accessories available

Heavenly Intelligent and Econotube come in two sizes

Tube diameter	250mm	400mm
Room size	3m x 3m	5m x 5m



▲ 250mm



▲ 400mm

## Econotube

### Natural lighting on a budget

On the occasion where the need for natural light is coupled with a modest budget, Econotube combines the premium Solatube roof top components with economical below the roof components.

- ▶ Clear dome
- ▶ Curved ceiling diffuser to spread the light evenly
- ▶ Leak-proof profiles to suit all roof applications
- ▶ 7 year warranty

### Passive ventilation available



▲ 250mm



▲ 400mm





### Raybender® 3000 Technology

- A patented daylight-capturing dome lens that:
- ▶ Redirects low-angle sunlight for maximum light capture
  - ▶ Rejects overpowering summer midday sunlight
  - ▶ Provides consistent daylighting throughout the day

### LightTracker™ Reflector

- An innovative in-dome reflector that:
- ▶ Redirects low-angle winter sunlight for maximum light capture
  - ▶ Increases light input for greater light output
  - ▶ Delivers unsurpassed year-round performance

### Spectralight® Infinity Tubing

- Tubing made of the world's most reflective material that:
- ▶ Delivers 99.7%\* specular reflectivity for maximum sunlight transfer
  - ▶ Provides the purest colour rendition possible so colours are truer and brighter
  - ▶ Allows for run lengths over 9 metres to deliver sunlight to lower floors

### SunSense Technology

- A patented control centre that:
- ▶ Continually assesses light levels and determines when supplemental light is needed
  - ▶ Automatically triggers LEDs to provide optimal light output
  - ▶ Seamlessly transitions from waning daylight to radiant LED light

### Occupancy Sensor

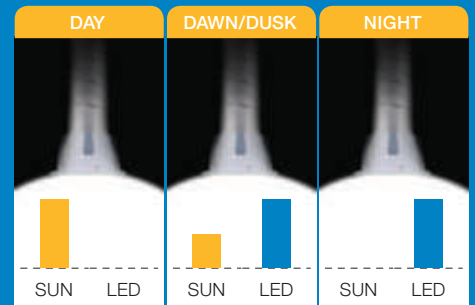
- An optional device that:
- ▶ Automatically turns LED lights on and off based on room occupancy
  - ▶ Minimises energy use throughout the day & night
  - ▶ Maximises the energy efficiency of the Smart LED System

## Smart LED

Solatube Smart LED is the most energy efficient lighting, delivering natural light during the day, transitioning automatically to LED lighting at night.

This revolutionary system combines advanced LED technology with state-of-the-art daylighting for unparalleled energy efficiency.

- ▶ Operates automatically
- ▶ Lasts longer than traditional electric lights
- ▶ Virtually maintenance free.



\*Specular reflectance greater than 99% with wavelength-specific reflectances up to 99.7% for the visible spectrum



### ▲ RM1200

A classic roof mount model for a wide range of roof space ventilation needs. For example: low sloped roofs with a smaller area.

**SOLAR STAR**  
by SOLATUBE.



### ▲ RM1600

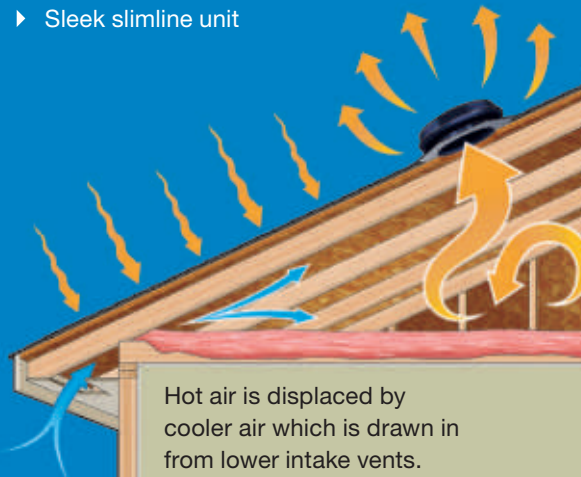
This robust roof mount system is designed to accommodate even the most expansive roof spaces. For example: steep sloped roofs with smaller area, steep sloped roofs with larger area or low sloped roofs with larger area.

## SolarStar

### Solar powered roof ventilation

Heat and moisture is the worst enemy of roof space's. SolarStar by Solatube is the answer.

- ▶ Two models available
- ▶ Uses no electricity
- ▶ Reduces heat build-up and moisture
- ▶ Decreases cooling costs
- ▶ Fights mould and fungal decay
- ▶ Reduces damaging condensation
- ▶ Sleek slimline unit



Hot air is displaced by cooler air which is drawn in from lower intake vents.


Roof Zone Size (m²)	Roof Pitch up to 4/12	Roof Pitch 5/12 to 8/12	Roof Pitch 9/12 to 12/12
74	1 x 1200	1 x 1200	1 x 1600
111.5	1 x 1200	1 x 1600	1 x 1600
149	2 x 1200 or 1 x 1600	1 x 1600	2 x 1600
186	1 x 1600	2 x 1600	2 x 1600
223	2 x 1600	2 x 1600	3 x 1600

Recommended air intake venting (eaves or soffits) size requirements:  
 ▶ Roof space area (square metre)/0.29 = Square centimetres of inlet vent area

# Enviromax

## Mechanical roof ventilation

- ▶ Operates without the need for wind
- ▶ System automatically turns on when needed
- ▶ Rating 820m<sup>3</sup>/hr
- ▶ Warranty: 2 year motor, 10 year product and installation
- ▶ 1 double cap thermostat motor vent equals 7 wind vents
- ▶ Thermostat controlled



## Accessories and Add-on Kits.

Every residence is different and we at Solatube understand this, so our engineers have designed a range of accessories to enhance the operation of the Solatube Daylighting System.

### Solatube 160DS & 290DS



- ▲ **Ventilation Add-on Kit**  
Unique to Solatube this innovative two-in-one ceiling fixture extracts stale air. Minimises ceiling penetration for a more attractive look.



- ▲ **Light Add-on Kit**  
Minimise the light fittings in your ceiling and locate them inside your skylight.



- ▲ **Daylight Dimmer**  
The Daylight Dimmer with its propriety variable butterfly baffle allows for the adjustment of the daylight level in a room with the touch of a switch.



- ▲ **E-Choice Disc**  
More glazing for improved efficiency.

### Heavenly Intelligent & Econotube



- ▲ **Ventilation Add-on Kit**  
A ventilation system that extracts stale moist air out of your home.



- ▲ **Light Add-on Kit**  
Minimise the light fittings in your ceiling and locate them inside your skylight.



- ▲ **Slimline Diffuser**  
More suited for task lighting a particular area.



- ▲ **Double-glazed Diffuser**  
Minimise any heat coming into your home during summer and stops the heat escaping during winter.



145 Bell Street,  
Heidelberg Heights VIC 3081

T: (03) 9455 0544  
F: (03) 9455 0199  
E: [sales@diamondskylights.com.au](mailto:sales@diamondskylights.com.au)  
W: [www.diamondskylights.com.au](http://www.diamondskylights.com.au)



**SOLATUBE**  
Innovation in Daylighting.